
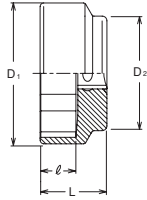







MOTORCYCLE TOOLS
MOTORRAD WERKZEUGE
OUTILLAGE MOTO


Z-SERIES
 HAND
 TITANIUM
 ACCESSORIES
 SCREWDRIVERS
 IMPACT
 SLEEVE-DRIVE
 PROTECTOR
 INDUSTRIAL
 AUTOMOTIVE
 MOTORCYCLE
 CONSTRUCTION
 SPARE PART

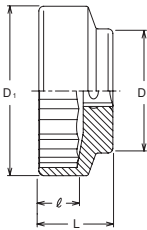
4400M (DU)  6 point Socket, extra short for Motorcycle central chain-wheel screws
 6 kant Steckschlüssel, extra kurz für Motorrad Kettenrad-Zentralmuttern
 Douille 6-pans, extra-court, pour moto, pour roue d'entraînement écrou-central







4400M (DU)		D ₁ (mm)	D ₂ (mm)	ℓ (mm)	L (mm)	 (g)	 (pcs.)
41	1/2"	53	45	15	28	239	5
46		59	48	15	28	279	5




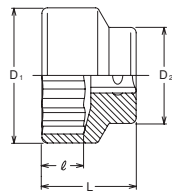
4405M (DU)  12 point Socket, extra short for motorcycle rear-axle screws
 12 kant Steckschlüssel, extra kurz, für Motorrad-Hinterradmuttern
 Douille 12-pans, extra-court, pour moto, pour écrou roue-arrière






4405M (DU)		D ₁ (mm)	D ₂ (mm)	ℓ (mm)	L (mm)	 (g)	 (pcs.)
36	1/2"	47.3	41	15	28	200	5
55		71	52	16	31	410	5



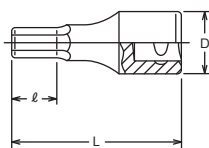
6405A (MV)  12 point Socket, extra short for motorcycle rear-axle screws
 12 kant Steckschlüssel, extra kurz, für Motorrad-Hinterradmuttern
 Douille 12-pans, extra-court, pour moto, pour écrou roue-arrière






6405A (MV)		D ₁ (mm)	D ₂ (mm)	ℓ (mm)	L (mm)	 (g)	 (pcs.)
2.3/16MV	3/4"	74.6	53	23	52	790	2



4012M-43  Inhex Sockets
 Steckschlüssel für Innensechskant-Schrauben
 Douilles tournevis pour vis 6-pans creux




4012M-43 (mm)		D (mm)	ℓ (mm)	L (mm)	 (g)	 (pcs.)
20	1/2"	26	11.5	43	130	10
21		26	11.5	43	140	10
22		26	11.5	43	145	10
23		28	11.5	43	170	10
24		28	11.5	43	170	10
27		32	11.5	43	226	10

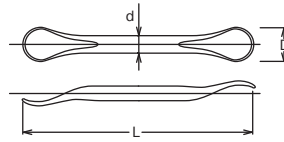


155	D (mm)	d (mm)	L (mm)	(g)	(pcs.)
	22	10	170	100	10

For Motorcycles
 Für Motorräder
 Pour motos

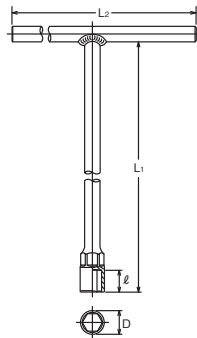


155 Tyre Lever
 Reifen und Montagehebel
 Démonte-pneu



104ME (mm)	D (mm)	ℓ (mm)	L ₁ (mm)	L ₂ (mm)	(g)	(pcs.)
6	9.5	8	200	180	150	1
7	11	9	200	180	152	1
8	12	10	250	200	183	1
9	14	12	250	200	188	1
10	14	13	250	200	230	1
11	16	14	250	200	234	1
12	18	15	250	200	355	1
13	18.5	17	250	250	390	1
14	20	18	250	250	399	1
15	21	19	250	250	404	1
16	22.5	21	250	250	419	1
17	24	22	250	250	568	1
18	25	23	250	250	577	1
19	26.5	25	250	250	594	1

104ME T-Handles, 6-Point
 T-Griffe, 6-kant
 Poignées en T, 6-pans



157HE (mm)	L ₁ (mm)	L ₂ (mm)	(g)	(pcs.)
3	250	180	98	1
4	250	180	121	1
5	250	180	158	1
6	250	180	416	1
8	250	180	422	1
10	300	190	440	1
12	320	210	660	1

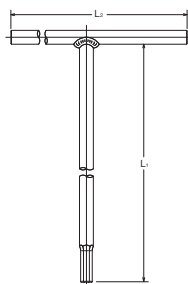
157PE (PH)	L ₁ (mm)	L ₂ (mm)	(g)	(pcs.)
2	250	180	95	1
3	250	180	170	1

157T (T)	L ₁ (mm)	L ₂ (mm)	(g)	(pcs.)
T25	250	180	95	1
T27	250	180	96	1
T30	250	180	167	1
T40	250	180	168	1
T45	250	180	213	1
T50	250	180	215	1

157HE T-Handles, for Inhex Screws
 T-Griffe für Innensechskant-Schrauben
 Poignées en T, pour vis à 6-pans creux

157PE T-Handles for Phillips Screws
 T-Griffe für Kreuzschlitzschrauben Phillips
 Poignées en T, pour vis à empreinte Phillips

157T T-Handle for TORX® Screws
 T-Griff für TORX®-Schrauben
 Poignées en T pour vis à empreinte TORX®



Z-SERIES
 HAND
 TITANIUM
 ACCESSORIES
 SCREWDRIVERS
 IMPACT
 SLEEVE-DRIVE
 PROTECTOR
 INDUSTRIAL
 AUTOMOTIVE
 MOTORCYCLE
 CONSTRUCTION
 SPARE PART

2263A 1/4" Socket set (Inch)
 1/4" Steckschlüsselsatz (Zoll)
 1/4" Jeu de clés à douilles (Pouce)



2263A 29 Pieces Set/△=940g	
METAL CASE:W240xH100xT32mm	
Sockets	Accessories
2400A 6-pt. Sockets 1/8, 5/32, 3/16, 7/32, 1/4, 9/32, 5/16, 11/32, 3/8, 7/16, 1/2	2753N 2760-100 2769N-150 2770 2785
2000.28 Bit Sockets 1, 2, 3	
2010A.25 Bit Sockets 1/8, 5/32, 3/16, 7/32, 1/4, 9/32, 5/16	
2025.28 Bit Sockets T10, T15, T20, T25, T30	

3201AMW 3/8" Socket set (mixed Metric,Inch,Witworth)
 3/8" Steckschlüsselsatz (gemischt Metrisch,Zoll.)
 Jeu de douilles 3/8" (pouce et métrique)



3201AMW 42 Pieces Set/△=4,700g	
METAL CASE:W445xH190xT50mm	
Sockets	Accessories
3405M 12-pt. Sockets 9, 10, 11, 12, 13, 14, 15, 16, 17, 18, 19, 20, 21, 22	3753N 3760-75 3760-125 3760-250 3768N-250 3769N-160 3770 3780 3785 3344A
3405A 12-pt. Sockets 5/16, 3/8, 7/16, 1/2, 9/16, 5/8, 11/16, 3/4, 25/32, 13/16, 7/8	
3405W 12-pt. Sockets 1/8, 3/16, 1/4, 5/16, 3/8, 7/16, 1/2	

4238AM 1/2" Socket set (mixed Metric,Inch)
 1/2" Steckschlüsselsatz (gemischt Metrisch,Zoll)
 Jeu de douilles 1/2" (pouce et métrique)



4238AM 38 Pieces Set/△=8,050g	
METAL CASE:W446xH266xT50mm	
Sockets	Accessories
4405M 12-pt. Sockets 10, 11, 12, 13, 14, 15, 16, 17, 18, 19, 21, 22, 23, 24, 26, 27, 30, 32	4753N 4760-125 4760-250 4770 4780 4785
4405A 12-pt. Sockets 3/8, 7/16, 1/2, 9/16, 5/8, 11/16, 3/4, 13/16, 7/8, 15/16, 1.1/16, 1.1/8, 1.1/4	
4300C Spark Plug Socket 20.8	

4251A 1/2" Socket set (Inch)
 1/2" Steckschlüsselsatz (Zoll)
 Jeu de douilles (pouce) 1/2"



4251A 18 Pieces Set/△=2,660g	
METAL CASE:W330xH68xT48mm	
Sockets	
4405A 12-pt. Sockets 3/8, 7/16, 1/2, 9/16, 5/8, 19/32, 21/32, 11/16, 3/4, 25/32, 13/16, 7/8, 15/16, 1, 1.1/16, 1.1/8, 1.3/16, 1.1/4	